

The Foundation Accelerator

powered by  Fledge


Pandemic, Hunger, and Starvation Webinar #4 (of 4)

Luni

Serial Entrepreneur,
Investor,
Teacher,
Author



Entrepreneur
in Residence
& Faculty



Fledge



Realize Impact
Investments



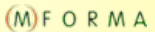
1992 1996 2001 2005 2009 2011



Mobile Market Research



Mobile Search & Advertising



Mobile Games



Enterprise web collaboration

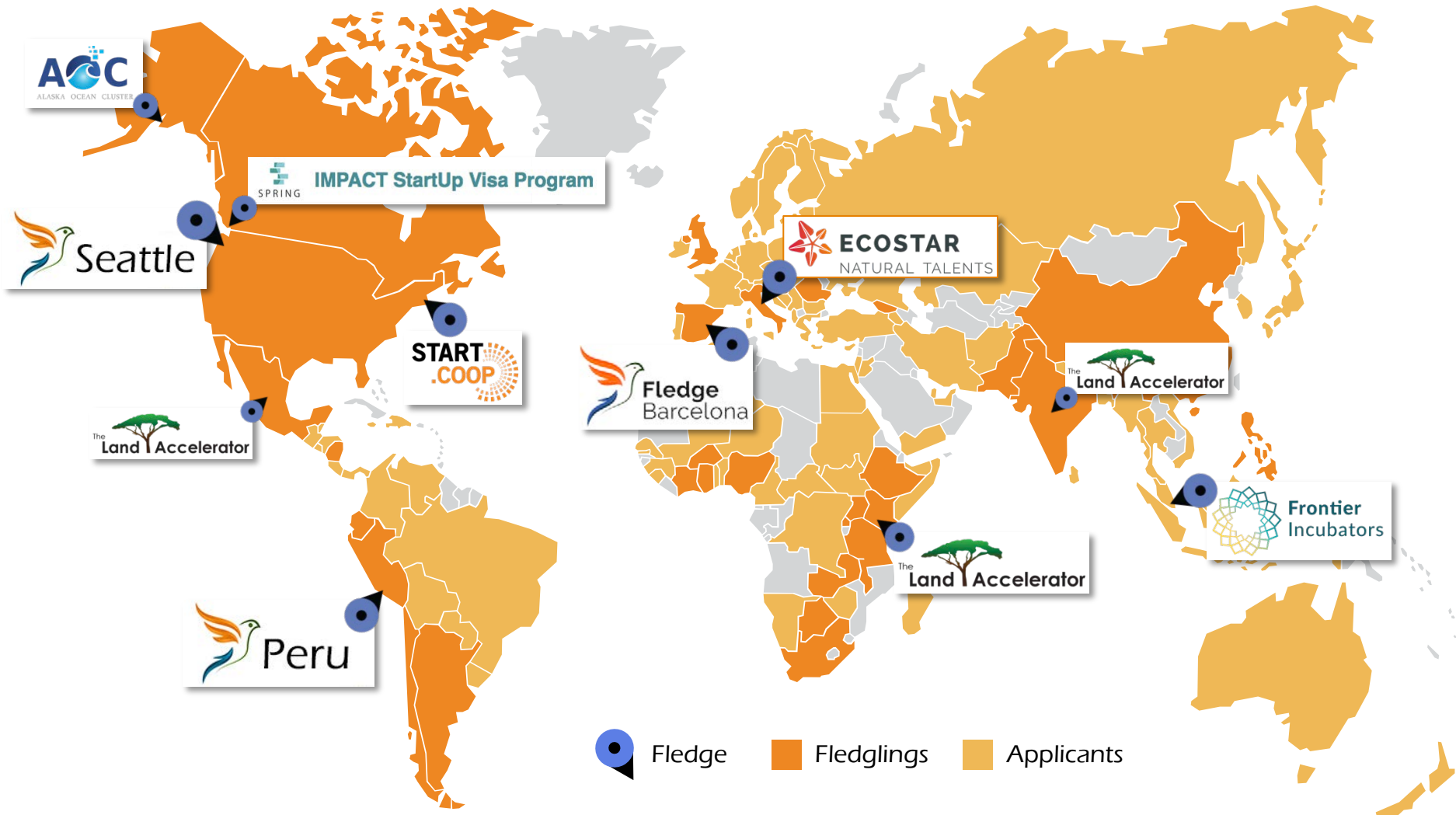
Nimble

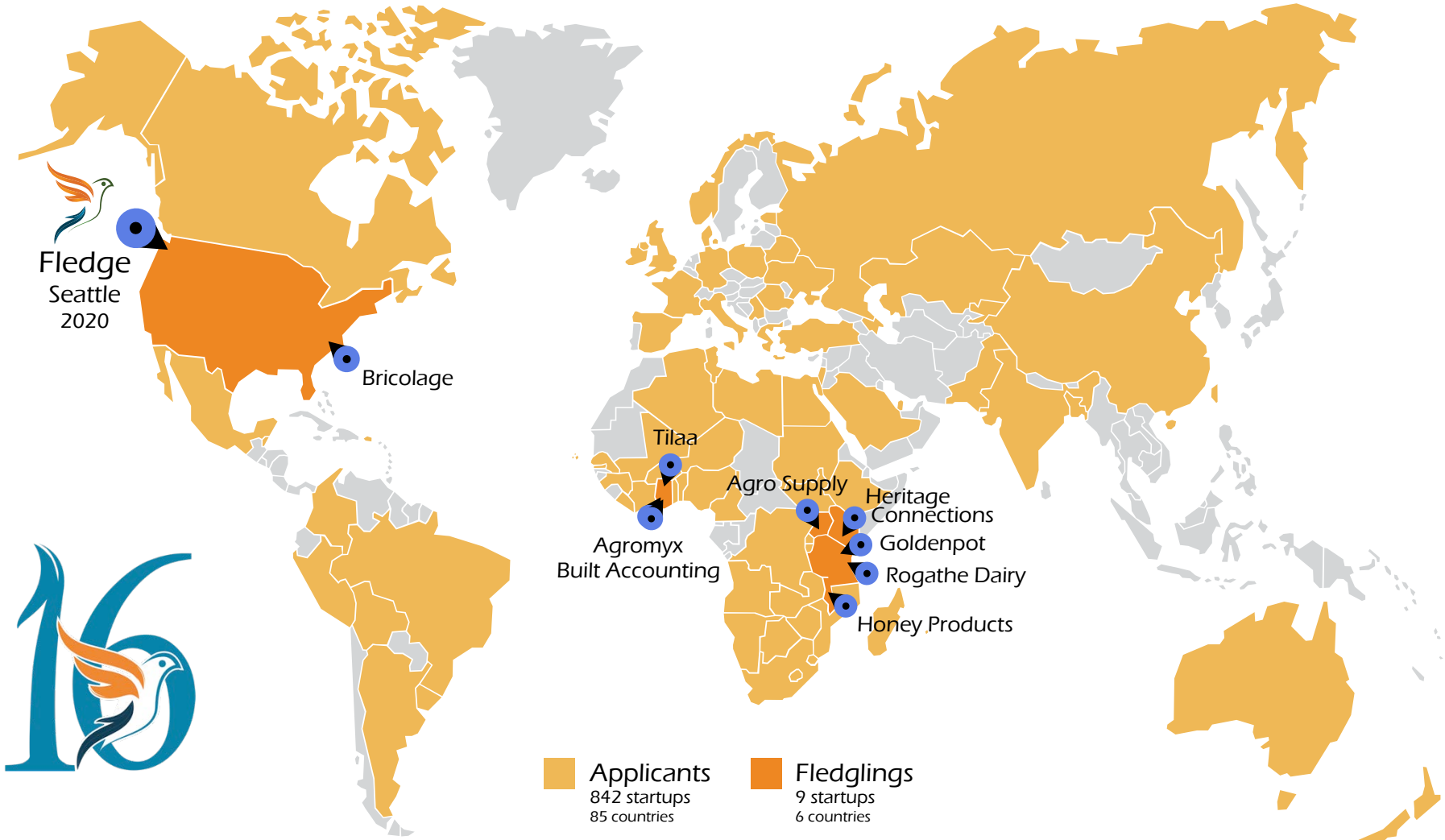
Tablet, smartphone software

Carnegie Mellon



Entrepreneur in Residence





The Foundation Accelerator

powered by  Fledge

The Realities of Startups

Webinar #3 (of 4)

4 Free Foundation Accelerator Webinars

- A. An Accelerator for Foundation?**
- B. Impact Investing vs. Philanthropy**
- C. The Realities of Startups**
- D. Pandemic, Hunger, and Starvation,
A Preview of the 10 weeks,
Q&A on the Foundation Accelerator?**

The Foundation Accelerator



powered by  Fledge

Pandemic, Hunger, and Starvation Webinar #4 (of 4)



New York

Washington



Investment Summit

San Jose

Portland

Atlanta



Total Confirmed

196,640

Confirmed Cases by
Country/Region
/Sovereignty

81,058 China

31,506 Italy

16,169 Iran

11,748 Spain

9,257 Germany

8,320 Korea, South

7,683 France

5,894 US

2,700 Switzerland



Cumulative Confirmed Cases

Active Cases

Country/Region

Last Updated at (M/D/YYYY)

3/17/2020, 3:13:16 PM

153

countries/regions

Lancet Inf Dis Article: [Here](#). Mobile Version: [Here](#). Visualization: [JHU CSSE](#).

Automation Support: [Esri Living Atlas team](#) and [JHU APL](#).

Data sources: [WHO](#), [CDC](#), [ECDC](#), [NHC](#) and [DXY](#) and local media reports. [Read](#)

Total Deaths

7,894

3,111 deaths

Hubei China

2,503 deaths

Italy

988 deaths

Iran

533 deaths

Spain

148 deaths

France France

81 deaths

Total Recovered

80,840

56,003 recovered

Hubei China

5,389 recovered

Iran

2,941 recovered

Italy

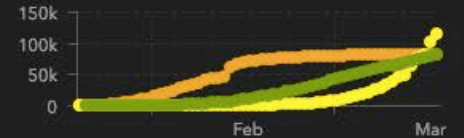
1,407 recovered

Korea, South

1,307 recovered

Guangdong China

1,250 recovered



● Mainland China ● Other Locations

● Total Recovered

Actual

Logarithmic

Daily Cases



Total Confirmed

417,698

Confirmed Cases by Country/Region /Sovereignty

81,591 China

69,176 Italy

53,660 US

39,885 Spain

32,986 Germany

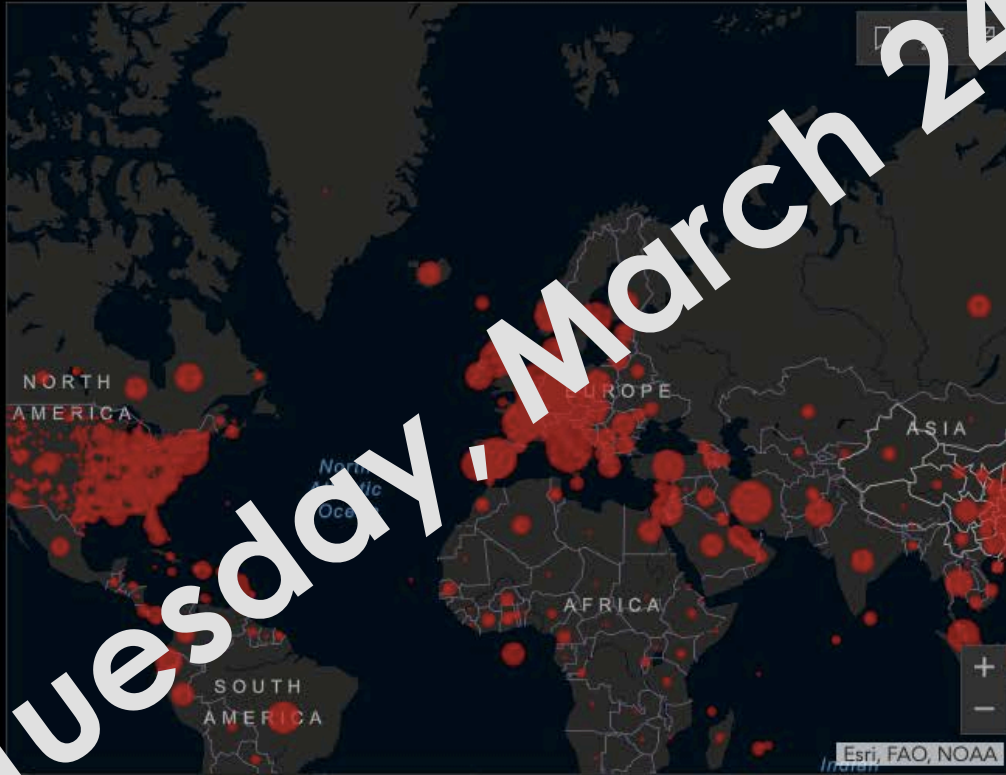
24,811 Iran

22,622 France

9,877 Switzerland

9,037 Korea, South

8,164 United Kingdom



Cumulative Confirmed Cases

Active Cases

169

countries/regions

Lancet Inf Dis Article: [Here](#). Mobile Version: [Here](#). Visualization: JHU CSSE. Automation Support: [Esri Living Atlas team](#) and [JHU APL](#). Contact US. FAQ. Data sources: [WHO](#), [CDC](#), [ECDC](#), [NHC](#), [DXY](#), [1point3acres](#).

Total Deaths

18,614

6,820 deaths Italy

3,160 deaths Hubei China

2,808 deaths Spain

1,934 deaths Iran

1,100 deaths France

422 deaths United Kingdom

Total Recovered

107,823

60,324 recovered Hubei China

8,913 recovered Iran

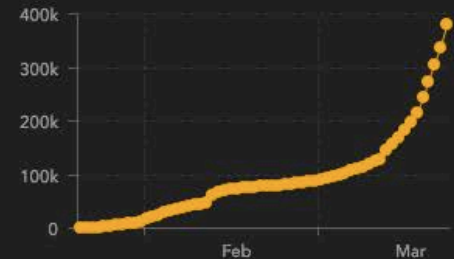
8,326 recovered Italy

3,794 recovered Spain

3,507 recovered Korea, South

3,281 recovered France

Tuesday, March 24



Confirmed

Daily Increase

Last Updated at (M/D/YYYY)
3/24/2020, 3:47:32 PM



Total Confirmed

809,608

Confirmed Cases by
Country/Region
/Sovereignty

165,874 US

101,739 Italy

94,417 Spain

82,278 China

68,180 Germany

45,232 France

44,605 Iran

25,474 United Kingdom

16,186 Switzerland

12,775 Belgium

12,662 Netherlands

Admin0

Last Updated at (M/D/YYYY)
3/31/2020, 8:11:10 AM



Cumulative Confirmed Cases

Active Cases

Esri, FAO, NOAA

179

countries/regions

Lancet Inf Dis Article: [Here](#). Mobile Version: [Here](#). Visualization: [JHU CSSE](#).
Automation Support: [Esri Living Atlas team](#) and [JHU APL](#). [Contact US](#). [FAQ](#).
Data sources: [WHO](#), [CDC](#), [ECDC](#), [NHC](#), [DXY](#), [1point3acres](#),
[Wordometers](#), [info](#), [BNO](#), state and national government health departments, and

Total Deaths

39,545

11,591 deaths
Italy

8,269 deaths
Spain

3,187 deaths
Hubei China

3,024 deaths
France

2,898 deaths
Iran

1,789 deaths
United Kingdom

1,039 deaths
Netherlands

Total Recovered

172,869

76,204 recovered
China

19,259 recovered
Spain

15,824 recovered
Germany

14,656 recovered
Iran

14,620 recovered
Italy

7,991 recovered
France

5,945 recovered
US

Tuesday, March 31

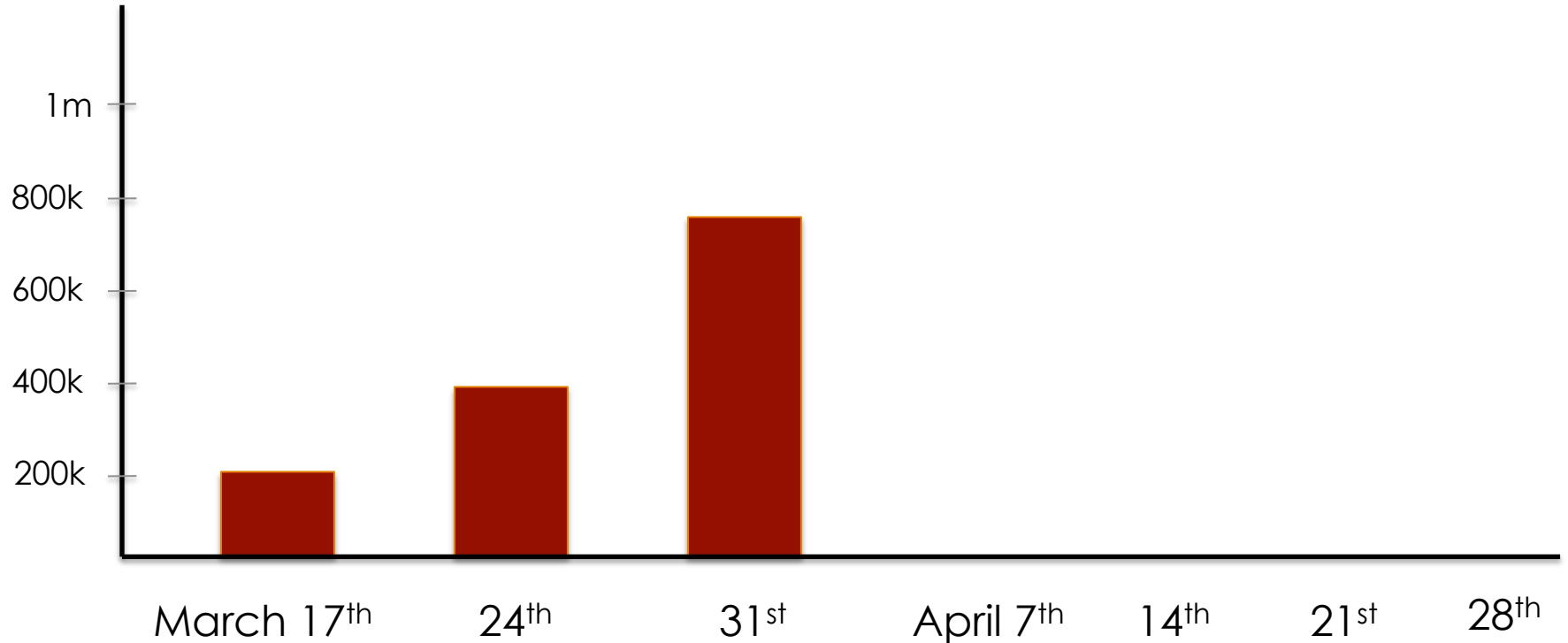


Confirmed

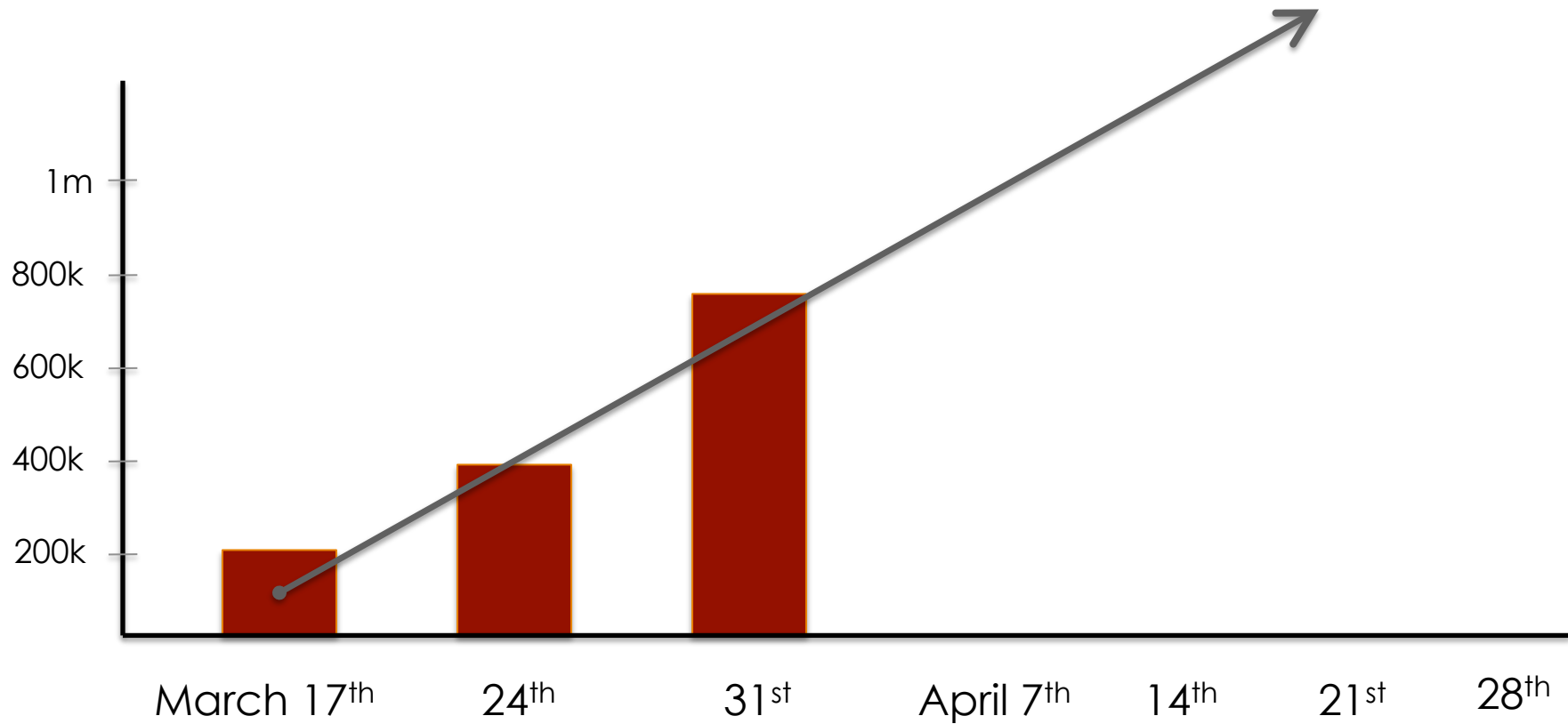
Logarithmic

Daily Increase

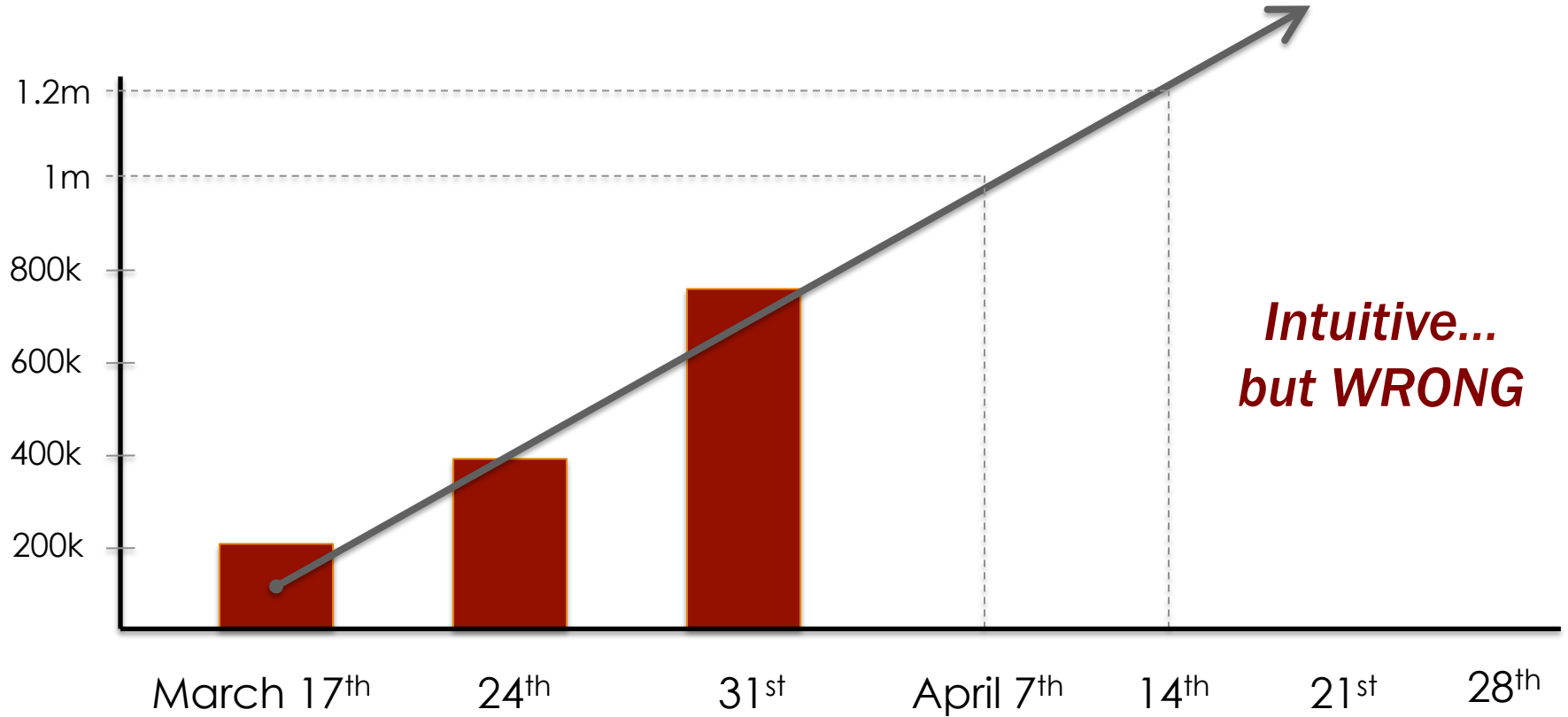
Actual Covid-19 Cases (global)



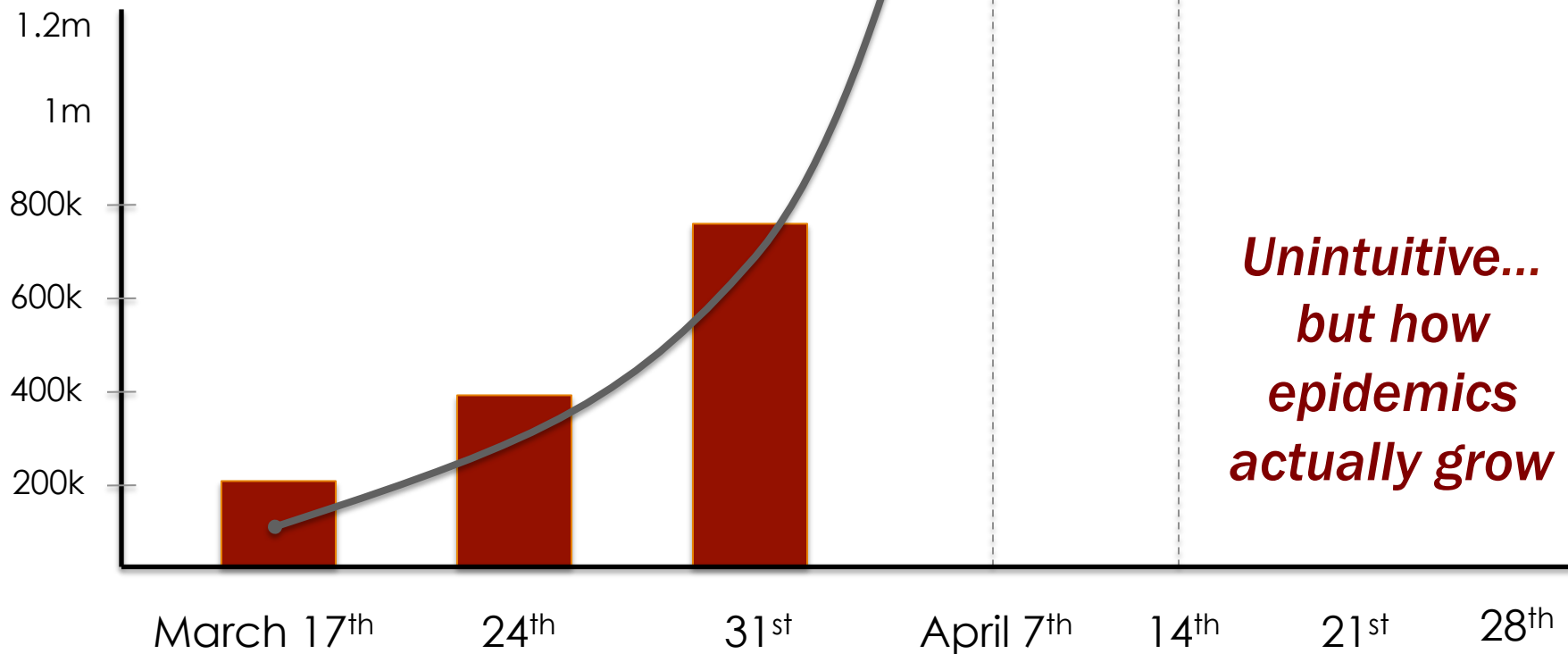
Predict the Future?



Linear Thinking



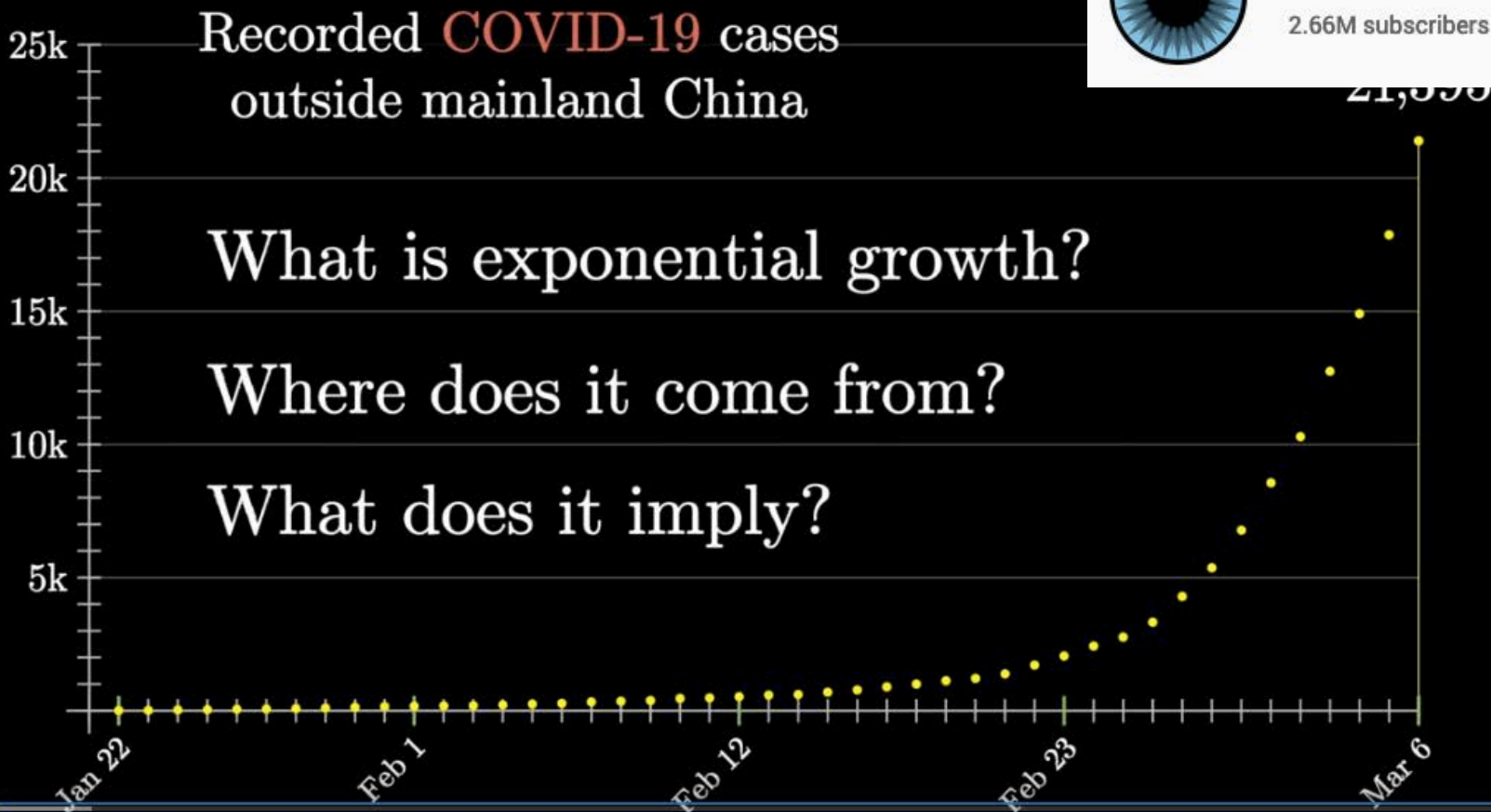
Exponential Growth





3Blue1Brown ✓


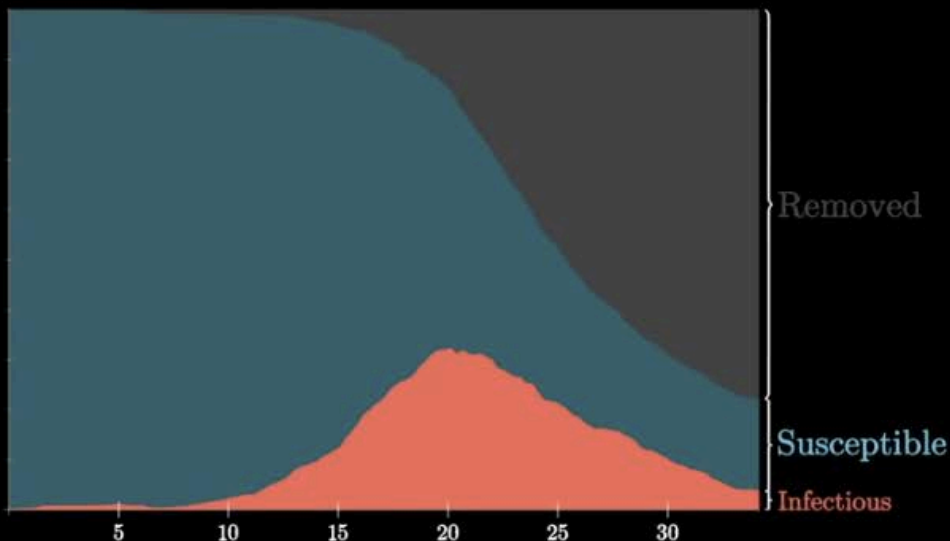
2.66M subscribers






3Blue1Brown ✓

2.66M subscribers



Quarantine 50%
of infectious cases



Quarantine zone

$R = 1.39$

Full screen (f)

Exponential Growth

Date	# Cases	% Growth
March 17	200,000	
March 24	400,000	2x
March 31	800,000	2x
April 7	1.6 million	“
April 14	3.2 million	“
April 21	6.4 million	“
April 28	12 million	“
May 5	24 million	“

“Slowing the Curve”

Date	# Cases	% Growth
March 17	200,000	?
March 24	400,000	2x
March 31	800,000	2x
April 7	1.6 million	2x
April 14	3.2 million	2x
April 21	6.4 million	2x
April 28	12 million	2x
May 5	24 million	2x

Date	# Cases	% Growth
March 31	800,000	2x
April 7	1.2 million	1.5x
April 14	1.7 million	1.4x
April 21	2.2 million	1.3x
April 28	2.6 million	1.2x
May 5	2.8 million	1.1x



Total Confirmed

1,414,738

Confirmed Cases by Country/Region /Sovereignty

387,547 US

140,618 Spain

135,586 Italy

110,049 France

107,591 Germany

82,718 China

62,589 Iran

55,946 United Kingdom

34,109 Turkey

33,353 Switzerland
Admin0

Last Updated at (M/D/YYYY):

4/7/2020, 3:00:42 PM



Cumulative Confirmed Cases

Active Cases

Esri, FAO, NOAA

184

count/reports

Lancet Inf Dis Article: [Here](#). Mobile Version: [Here](#). Visualization: [JHU CSSE](#). Automation Support: [Esri Living Atlas team](#) and [JHU APL](#). Contact [US](#). [FAQ](#). [Data](#)

Total Deaths

81,259

17,127 deaths
Italy

13,912 deaths
Spain

10,328 deaths
France

6,159 deaths
United Kingdom

4,009 deaths
New York City **New York** US

3,872 deaths
Iran

Total Recovered

298,642

77,410 recovered
China

43,208 recovered
Spain

36,081 recovered
Germany

27,039 recovered
Iran

24,392 recovered
Italy

20,191 recovered
US



Confirmed

Logarithmic

Daily Increase



Total Confirmed

1,961,965

Confirmed Cases by Country/Region /Sovereignty

594,207 US

172,541 Spain

162,488 Italy

131,361 France

131,359 Germany

94,845 United Kingdom

83,306 China

74,877 Iran

65,111 Turkey

Admin0

Last Updated at (M/D/YYYY)
4/14/2020, 2:21:38 PM



Total Deaths

125,123

21,067 deaths Italy

18,056 deaths Spain

15,729 deaths France

12,107 deaths United Kingdom

7,905 deaths New York City New York US

Deaths

Total Tested in the US

2,973,208

478,357 tested New York US

199,667 tested California US

198,805 tested Florida US

133,226 tested Texas US

129,792 tested Pennsylvania US

129,160 tested US Tested

US Tested

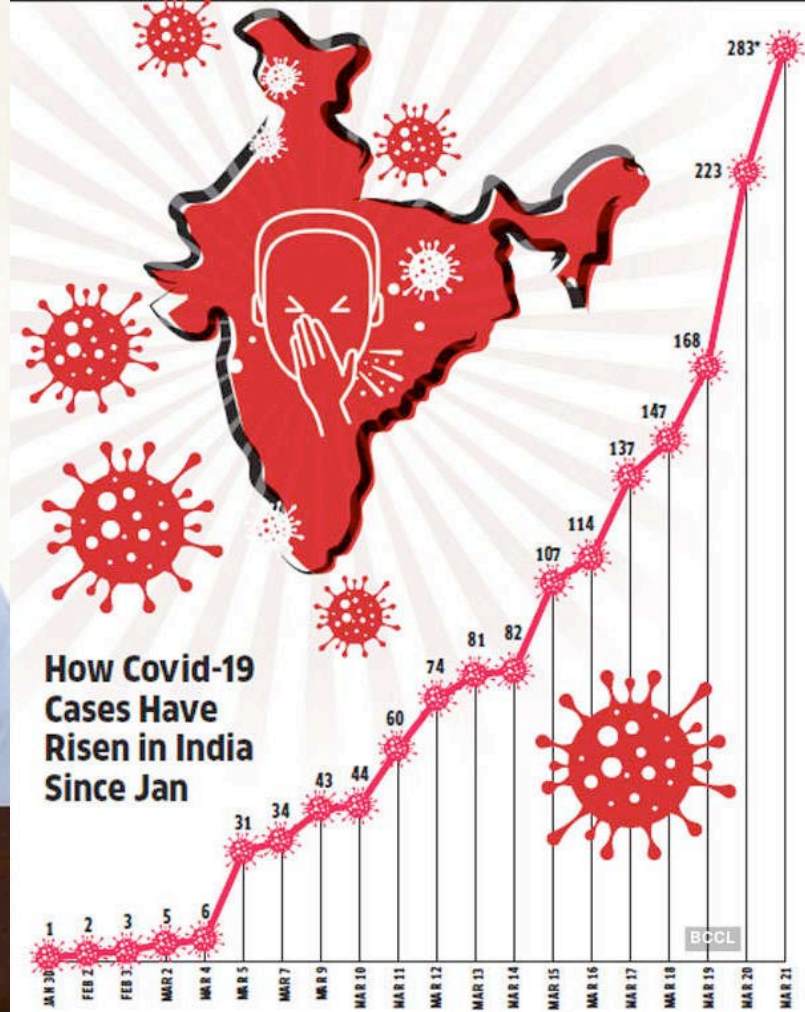


185

Lancet Inf Dis Article: [Here](#). Mobile Version: [Here](#).
Lead by JHU CSSE. Automation Support: [Esri Living Atlas team](#) and [JHU APL](#). [Contact US](#). [FAQ](#).

“Slowing the Curve”

Date	# Cases	Slowed?	Actual	Growth
March 17	200,000	800,000	200,000	
March 24	400,000	1.6 million	400,000	2x
March 31	800,000	2.4 million	800,000	2x
April 7	1.6 million	1.2 million	1.4 million	1.75x
April 14	3.2 million	1.7 million	1.9 million	1.35x
April 21	6.4 million	2.2 million	2.4 million	1.25x
April 28	12 million	2.6 million	2.8 million	1.20x
May 5	24 million	2.8 million	3.2 million	1.15x



Source: WHO, Ministry of health and family welfare
*including 4 deaths, 22 who have been discharged/cured and 1 who has left India

Life & Arts

+ Add to myFT

Arundhati Roy: 'The pandemic is a portal' | Free to read

The novelist on how coronavirus threatens India — and what the country, and the world, should do next

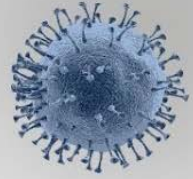
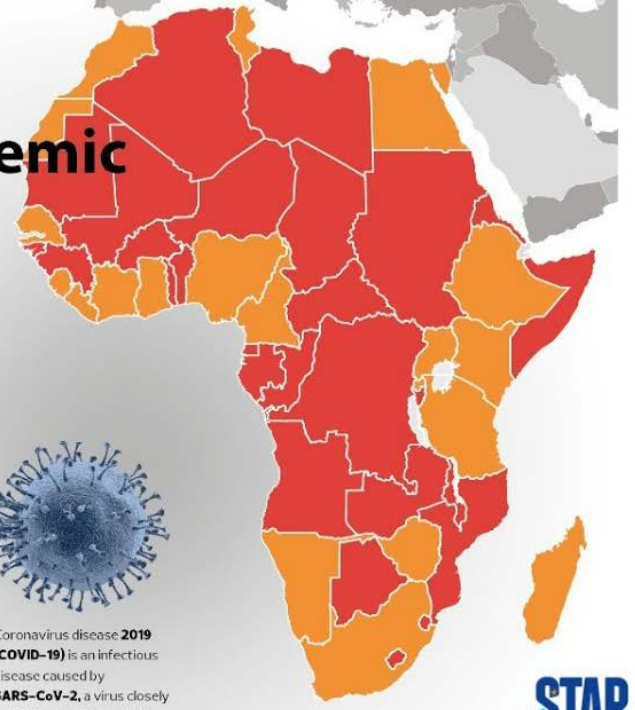




Countries in Africa Best And Worst Prepared For An Epidemic

Countries/ territories ranked by ability to respond to health challenges in 2019*

- Most Prepared
- More Prepared
- Least Prepared



Coronavirus disease 2019 (COVID-19) is an infectious disease caused by SARS-CoV-2, a virus closely related to the SARS virus.



7 Selected Best/worst of prepared



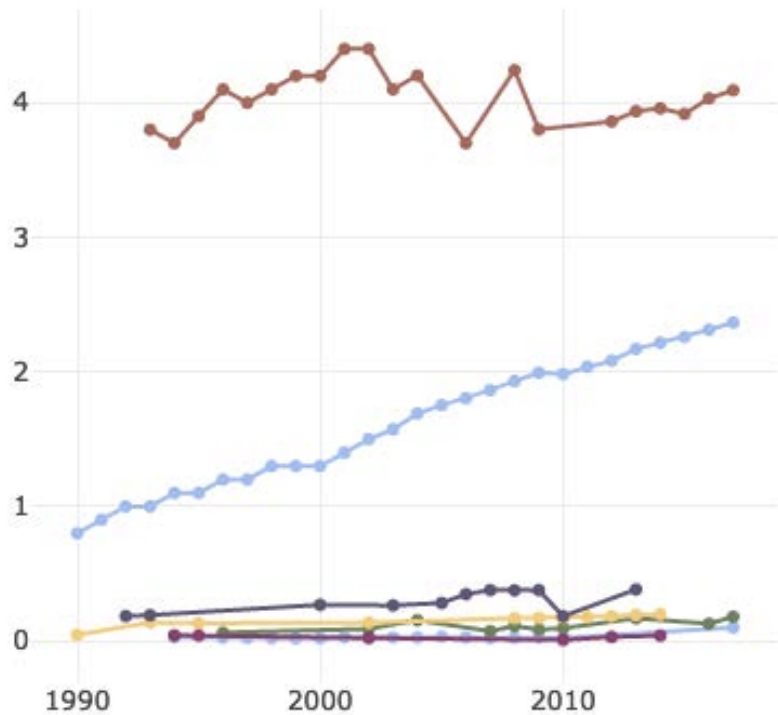
5 selected countries prepared in Africa



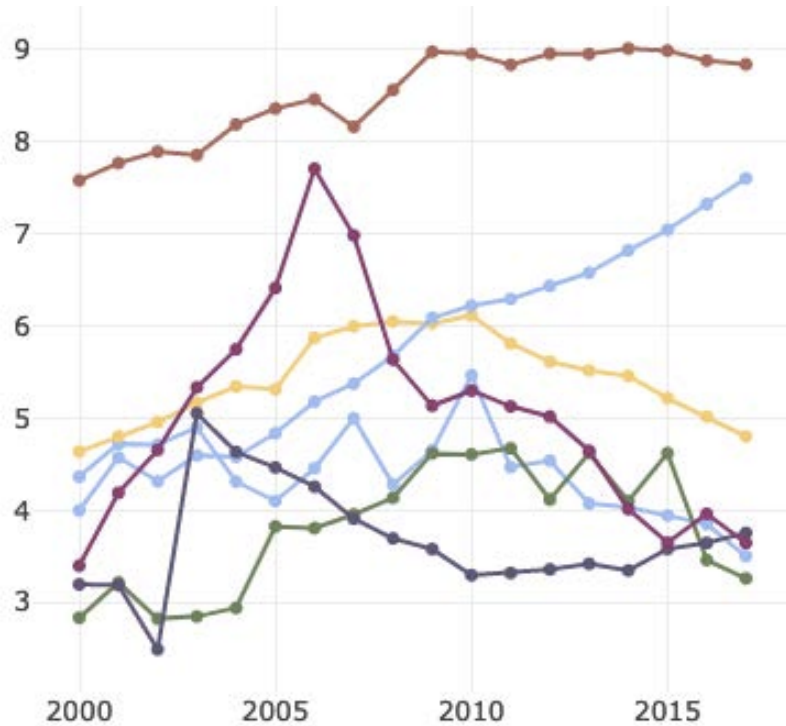
* Average: all 195 countries

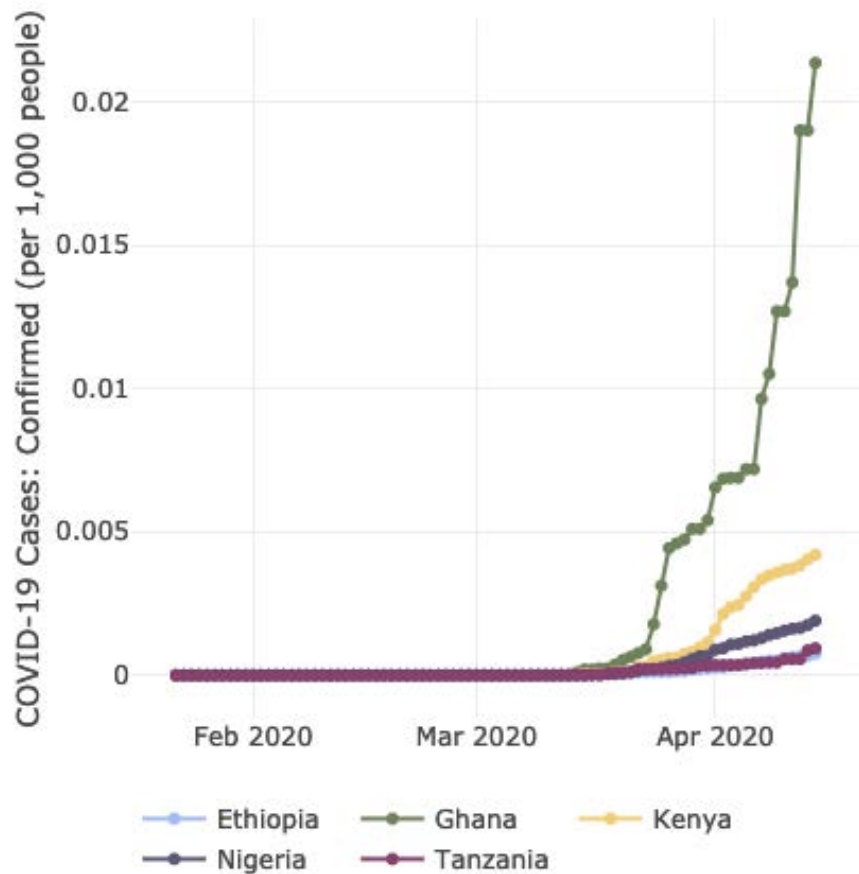
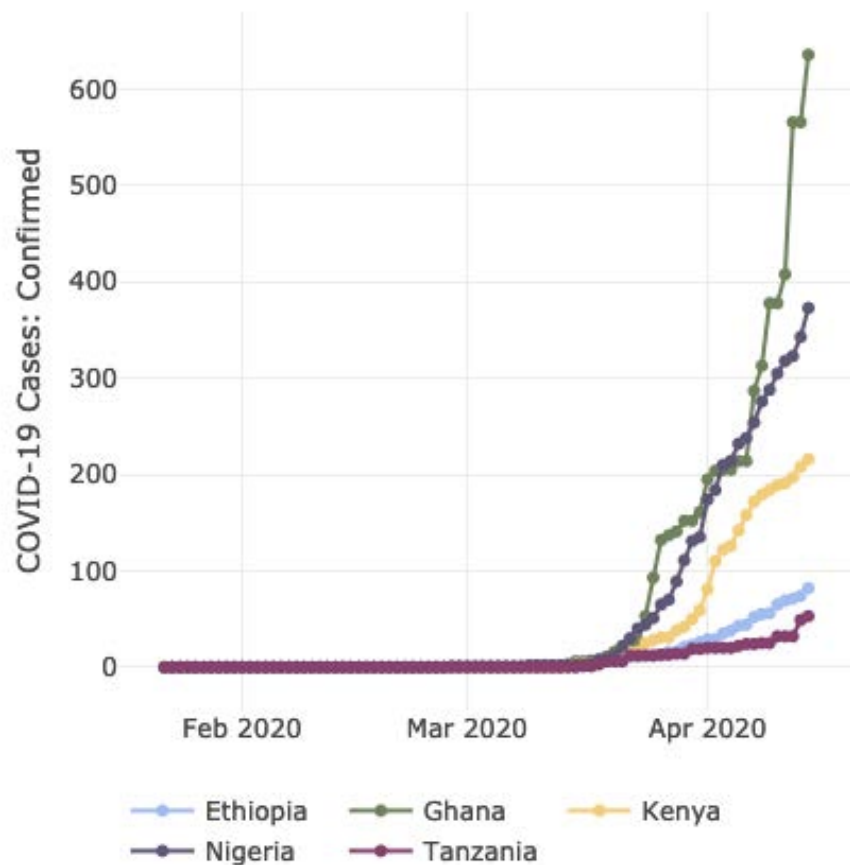
SOURCE : 2019 Global Health Security Index

Physicians (per 1,000 people)



Current health expenditure (% of GDP)





Africa / Population

1.216 billion

2016



People also search for



China

1.393 billion



India

1.353 billion



United States

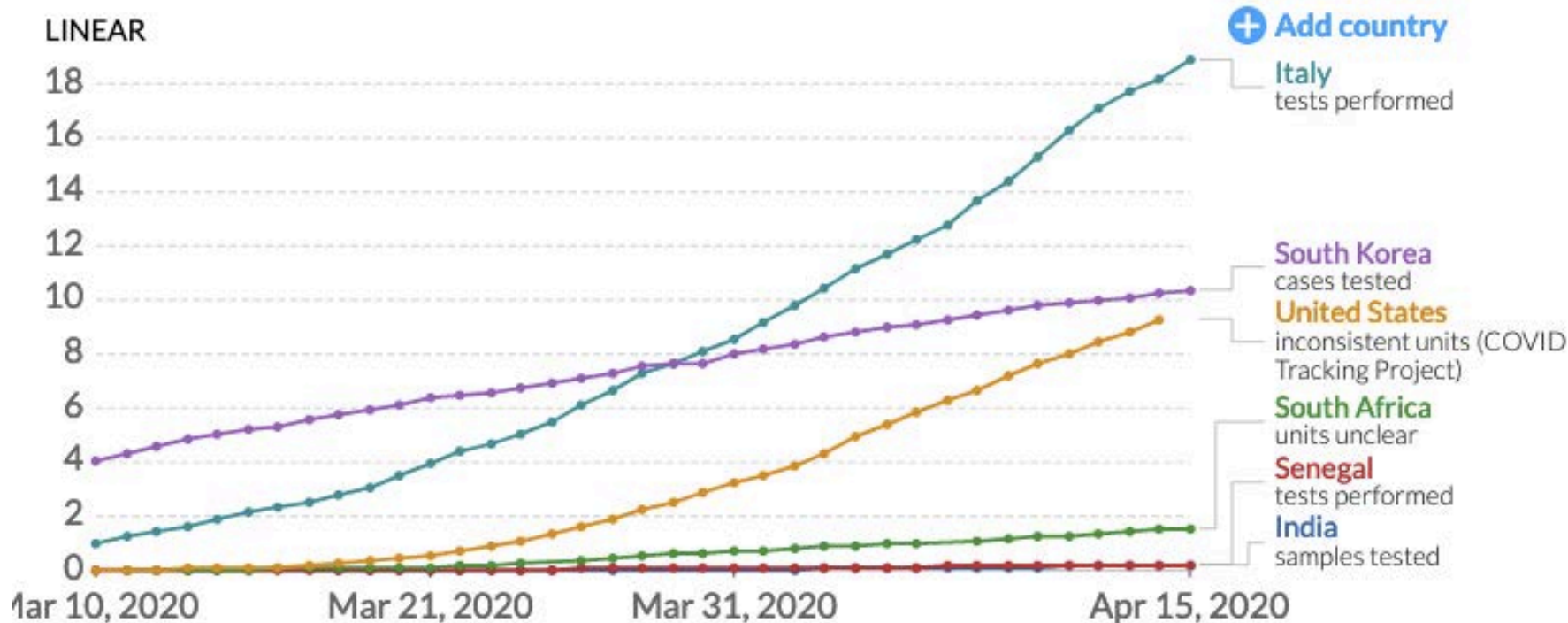
328.2 million



from
2010

**The
Guardian**

Total tests for COVID-19 per 1,000 people



Source: Official sources collated by Our World in Data

OurWorldInData.org/coronavirus • CC BY

Note: There are substantial differences across countries in terms of the units, whether or not all labs are included, the extent to which negative and pending tests are included and other aspects. Details for each country can be found at ourworldindata.org/covid-testing.



Tackling COVID-19 in Africa

April 2020 | Article

An unfolding health and economic crisis that demands
bold action

hunger

∨
An unfolding health and economic crisis that demands
bold action

PANDEMIC 2020: NEXT UP, AFRICA

In Africa, Pandemic / 3 weeks ago / 11 Min read / 0 Comments



HOW LONG WILL THIS LAST?

If no actions are taken, exponential growth dictates that it will take 3-4 months for most every African who will ultimately be infected, to get infected. *(Starting with 100 cases, 33% daily growth reaches 1 billion people in 82 days. Realistically, the growth rate eventually slows as fewer people are left to be infected, but simple models demonstrate how quickly 100 cases can spread across a country, no matter its population.)*

5-25 MILLION WILL DIE

This pandemic is too serious to not be clear and explicit as to the likely outcome. **If the mortality rate is just 1%, and if all of the youth are spared**, then 1% of the 500 million Africans over the age of 20 means that **5 million Africans will die in 2020**.

WHAT CAN BE DONE?

First and foremost, **the goal should be to ensure every African eats daily for the duration the epidemic.** It would be a far bigger tragedy if the pandemic causes million more deaths from starvation than from Covid-19. That is a possibility if the wrong steps are taken.

WHAT CAN BE DONE?

Africa  Eats

30
African
food/ag startups

10
African
countries

100,000+
smallholder farmers



Africa Eats

\$2.9 million
in existing ownership

+\$500,000
in equity (cash)

+\$3-5 million
grant, debt, or equity



Realize Impact

- Philanthropic Investment Grants*
 - Donate funds to Realize Impact (a 501c3 public charity)
 - 99% of investment returns are donated back to your foundation or DAF
Plus a one time \$250/\$500/\$1,000 fee
- Catalyzing DFI loans
 - \$3M-\$5M of equity opens \$3M-\$5M of debt

* A new service of Realize Impact, similar to a recoverable grant but simpler



QUESTIONS?

on Pandemic, Hunger, and Starvation

The Foundation Accelerator

powered by  Fledge

foundations.fledge.co

The Foundation Accelerator

powered by  Fledge

The Foundation Accelerator invites foundations and families to a 10-week training for program officers, investment officers, and others to learn how to blend investments with grants, using existing capital to catalyze more impact

Foundation **Accelerator**

- An Accelerator for Investors?
 - Not just training. **Training + Doing**
 - In a **cohort** of peers
 - With a **structured** curriculum
 - Only a **few weeks**
 - With a **shared goal** at the end

Timeline

- **Free workshops**
 - Last three Thursdays
 - Today
- **Commitment**
 - After the 4 workshops
- **Week 1**
 - Thursday
April 23, 2020
- **10 Weeks**
 - April 23 – June 25

4 Free Webinars

- A. An Accelerator for Foundation?**
- B. Impact Investing vs. Philanthropy**
- C. The Realities of Startups**
- D. Pandemic, Hunger, and Starvation,
A Preview of the 10 weeks,
Q&A on the Foundation Accelerator?**

10 Week Program

1. Blended, Catalytic, Impact Capital
2. Philanthropists and Investors: Divided by a Common Language
3. Integrated, Full-Spectrum, Blended Investing
4. Debt, Equity, and Recoverable Grants
5. Revenue-based Investing
6. Dissecting a Pitch Deck
7. Managing a Portfolio of Investments
8. Transactions vs. Relationships
9. Reviewing the Investment Options
10. Choosing the Investments

Cost

- **\$55,000 recoverable grant**
 - \$50,000 goes into a pool of capital to be invested
 - \$5,000 is the fee to participation fee
- **Grants go to our 501(c)3 partner**
 - Realize Impact (realizeimpact.org)
- **Fledge is a (tiny) venture capital fund**
 - \$3+ million raised from 67 investors
 - 100 investments across 90 companies

What else are you doing?

It's a great time to **take a moment,**
learn a new skill, and **add a new tool** to
augment your existing toolbox

- Site visits are on hold
- New grants/investments are on hold
- New initiatives are on hold
- Home is the new Office

QUESTIONS?

On The Foundation Accelerator?

More Details

- **foundations.fledge.co**
- luni@fledge.co

The Foundation Accelerator

powered by  Fledge

foundations.fledge.co